

Student Satisfaction Survey 2023-24

harinakshisuvama02@gmail.com [Switch account](#)



Not shared

* Indicates required question

Name *

Your answer

Mobile Number *

Your answer

Email ID *

Your answer

Age (in years) *

Your answer _____

Gender *

- Male
- Female

Degree/Program pursuing now *

- BA
- B.Com
- M.Com

Please confirm this is the first and only time you answer this survey *

- Yes
- No

Following are questions for online student satisfaction survey regarding teaching learning process. Please provide your honest feedback.

How much of the syllabus was covered in the class? *

- 85% to 100%
- 70% to 84%
- 55% to 69%
- 30% to 54%
- Below 30%

How well did the teachers prepare for the classes? *

- Thoroughly
- Satisfactorily
- Poorly
- Indifferently
- Won't teach at all

How well were the teachers able to communicate? *

- Always effective
- Sometimes effective
- Just satisfactorily
- Generally ineffective
- Very poor communication

The teacher's approach to teaching can best be described as *

- Excellent
- Very Good
- Good
- Fair
- Poor

Fairness of the internal evaluation process by the teachers *

- Always fair
- Usually fair
- Sometimes unfair
- Usually unfair
- Unfair

Was your performance in assignments discussed with you? *

- Everytime
- Usually
- Sometimes
- Rarely
- Never

The institute takes active interest in promoting internship, student exchange, field *
visit opportunities for students

- Regularly
- Often
- Sometimes
- Rarely
- Never

The teaching and mentoring process in your institution facilitates you in cognitive, *
social and emotional growth

- Significantly
- Very well
- Moderately
- Marginally
- Not at all

The institution provides multiple opportunities to learn and grow *

- Strongly agree
- Agree
- Neutral
- Disagree
- Strongly Disagree

Teachers inform you about your expected competencies, course outcomes and programme outcomes. *

- Everytime
- Usually
- Sometimes
- Rarely
- Never

Your mentor does a necessary follow-up with an assigned task to you. *

- Everytime
- Usually
- Sometimes
- Rarely
- Never

The teachers illustrate the concepts through examples and applications. *

- Everytime
- Usually
- Sometimes
- Rarely
- Never

The teachers identify your strengths and encourage you with providing right level *
of challenges.

- Fully
- Reasonably
- Partially
- Slightly
- Unable to

Teachers are able to identify your weaknesses and help you to overcome them. *

- Everytime
- Usually
- Sometimes
- Rarely
- Never

The institution makes effort to engage students in the monitoring, review and continuous quality improvement of the teaching learning process. *

- Strongly agree
- Agree
- Neutral
- Disagree
- Strongly disagree

The institute/ teachers use student centric methods, such as experiential learning, participative learning and problem solving methodologies for enhancing learning experiences. *

- To a great extent
- Moderate
- Somewhat
- Very little
- Not at all

Teachers encourage you to participate in extracurricular activities. *

- Strongly agree
- Agree
- Neutral
- Disagree
- Strongly disagree

Efforts are made by the institute/ teachers to inculcate soft skills, life skills and employability skills to make you ready for the world of work. *

- To a great extent
- Moderate
- Somewhat
- Very little
- Not at all

What percentage of teachers use ICT tools such as LCD projector, Multimedia, etc. while teaching. *

- Above 90%
- 70% to 89%
- 50% to 69%
- 30% to 49%
- Below 30%

The overall quality of teaching-learning process in your institute is very good. *

- Strongly agree
- Agree
- Neutral
- Disagree
- Strongly disagree

Give your observation / suggestions to improve the overall teaching – learning experience in your institution.

Your answer

Back

Submit

Clear form


PRINCIPAL
SHREE GOKARNANATHESHWARA
COLLEGE, GANDHINAGAR
MANGALORE

Analysis of Student Satisfaction Survey 2023-24

Sl. No.	Parameter	Analysis (in percentage)				
		85% to 100%	70% to 84%	55% to 69%	30% to 54%	Below 30%
1	How much of the syllabus was covered in the class?	64.03	31.4	0	4.3	0
		Thoroughly	Satisfactorily	Poorly	Indifferently	Won't teach at all
2	How well did the teachers prepare for the classes?	40.00	57.1	1.4	1.4	0
		Always effective	Sometimes effective	Just satisfactorily	Generally ineffective	Very poor communication
3	How well were the teachers able to communicate?	50	31.4	17.1	1.4	0
		Excellent	Very Good	Good	Fair	Poor
4	The teacher's approach to teaching can best be described as	37.1	34.3	28.6	0	0
		Always fair	Usually fair	Sometimes unfair	Usually unfair	Unfair
5	Fairness of the internal evaluation process by the teachers	55.7	31.4	8.6	1.4	2.9
		Everytime	Usually	Sometimes	Rarely	Never

6	Was your performance in assignments discussed with you?	57.1	34.3	17.1	0	1.4
		Regularly	Often	Sometimes	Rarely	Never
7	The institute takes active interest in promoting internship, student exchange, field visit opportunities for students	42.9	25.7	28.6	1.4	1.4
		Significantly	Very well	Moderately	Marginally	Not at all
8	The teaching and mentoring process in your institution facilitates you in cognitive, social and emotional growth	24.3	54.3	15.7	4.3	1.4
		Strongly agree	Agree	Neutral	Disagree	Strongly Disagree
9	The institution provides multiple opportunities to learn and grow	45.7	38.6	11.4	4.3	0
		Everytime	Usually	Sometimes	Rarely	Never
10	Teachers inform you about your expected competencies, course outcomes and programme outcomes.	47.1	34.3	14.3	4.3	0
		Everytime	Usually	Sometimes	Rarely	Never

11	Your mentor does a necessary follow-up with an assigned task to you.	44.3	35.7	17.1	2.9	0
		Everytime	Usually	Sometimes	Rarely	Never
12	The teachers illustrate the concepts through examples and applications.	54.3	30.0	15.7	0	0
		Fully	Reasonably	Partially	Slightly	Unable to
13	The teachers identify your strengths and encourage you with providing right level of challenges.	45.7	42.9	8.6	2.9	0
		Everytime	Usually	Sometimes	Rarely	Never
14	Teachers are able to identify your weaknesses and help you to overcome them.	52.9	31.4	14.3	1.4	0
		Strongly agree	Agree	Neutral	Disagree	Strongly Disagree
15	The institution makes effort to engage students in the monitoring, review and continuous quality improvement of the teaching learning process.	48.6	40	11.4	0	0
		To a great extent	Moderate	Somewhat	Very little	Not at all

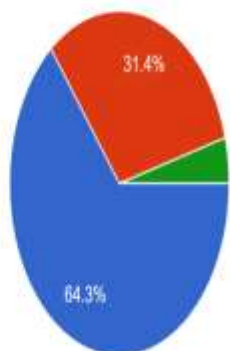
16	The institute/ teachers use student centric methods, such as experiential learning, participative learning and problem solving methodologies for enhancing learning experiences.	50	35.7	11.4	2.9	0
		Strongly agree	Agree	Neutral	Disagree	Strongly Disagree
17	Teachers encourage you to participate in extracurricular activities.	65.7	25.7	5.7	2.9	0
		To a great extent	Moderate	Somewhat	Very little	Not at all
18	Efforts are made by the institute/ teachers to inculcate soft skills, life skills and employability skills to make you ready for the world of work.	50	38.6	7.1	4.3	0
		Above 90%	70% to 89%	50% to 69%	30% to 49%	Below 30%
19	What percentage of teachers use ICT tools such as LCD projector, Multimedia, etc. while teaching.	41.4	40	8.6	4.3	5.7
		Strongly agree	Agree	Neutral	Disagree	Strongly Disagree

20	The overall quality of teaching-learning process in your institute is very good.	51.4	37.1	8.6	2.9	0
----	--	------	------	-----	-----	---


PRINCIPAL
SHREE GOKARNANATHESHWARA
COLLEGE, GANDHINAGAR
MANGALORE

How much of the syllabus was covered in the class?

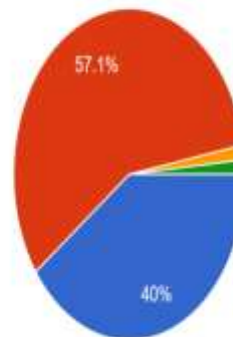
70 responses



- 85% to 100%
- 70% to 84%
- 55% to 69%
- 30% to 54%
- Below 30%

How well did the teachers prepare for the classes?

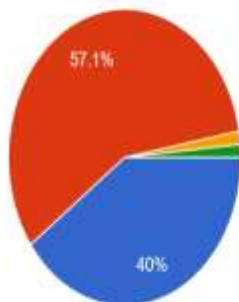
70 responses



- Thoroughly
- Satisfactorily
- Poorly
- Indifferently
- Won't teach at all

How well did the teachers prepare for the classes?

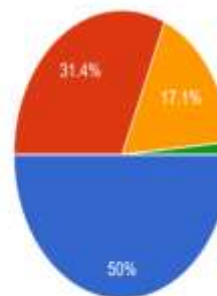
70 responses



- Thoroughly
- Satisfactorily
- Poorly
- Indifferently
- Won't teach at all

How well were the teachers able to communicate?

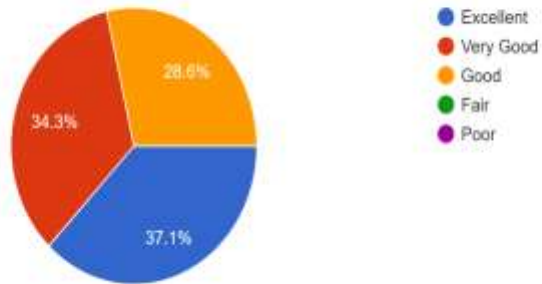
70 responses



- Always effective
- Sometimes effective
- Just satisfactorily
- Generally ineffective
- Very poor communication

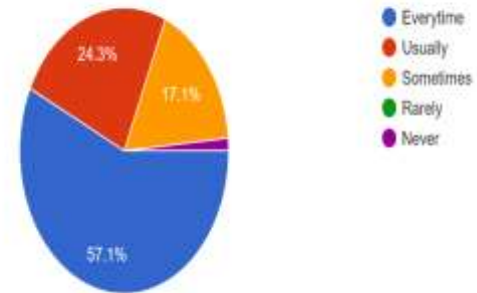
The teacher's approach to teaching can best be described as

70 responses



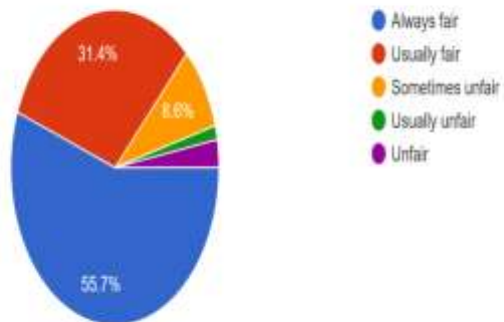
Was your performance in assignments discussed with you?

70 responses



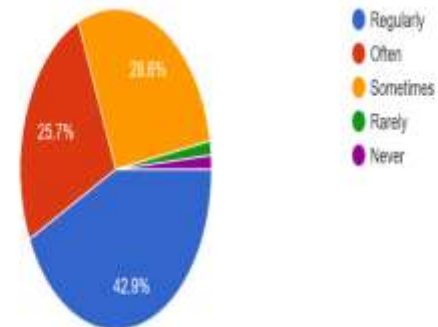
Fairness of the internal evaluation process by the teachers

70 responses



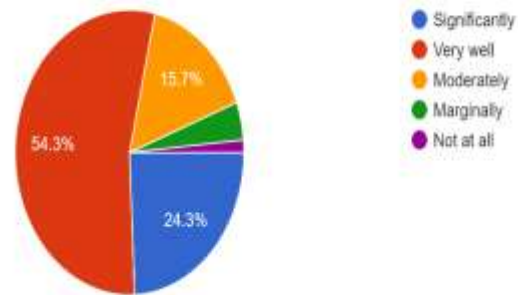
The institute takes active interest in promoting internship, student exchange, field visit opportunities for students

70 responses



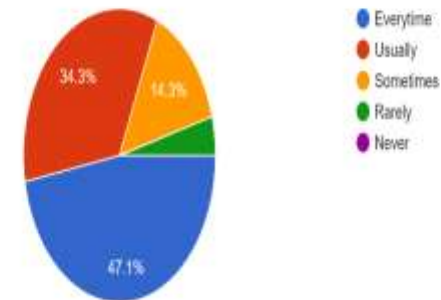
The teaching and mentoring process in your institution facilitates you in cognitive, social and emotional growth

70 responses



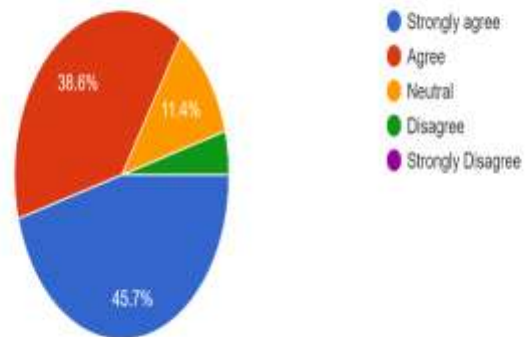
Teachers inform you about your expected competencies, course outcomes and programme outcomes.

70 responses



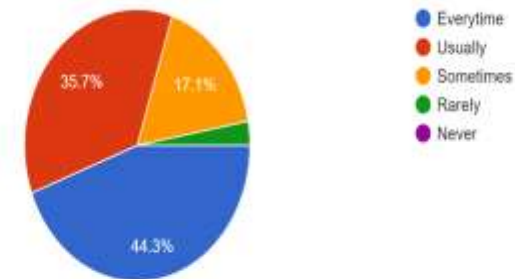
The institution provides multiple opportunities to learn and grow

70 responses



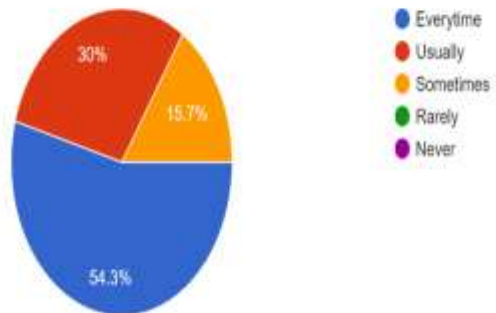
Your mentor does a necessary follow-up with an assigned task to you.

70 responses



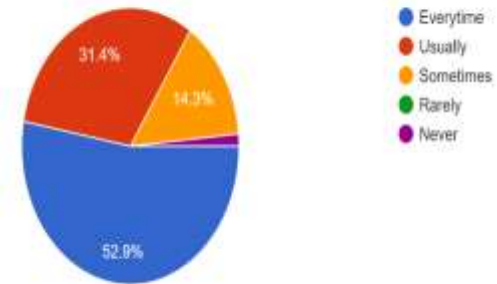
The teachers illustrate the concepts through examples and applications.

70 responses



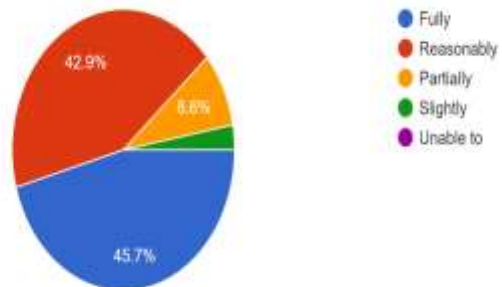
Teachers are able to identify your weaknesses and help you to overcome them.

70 responses



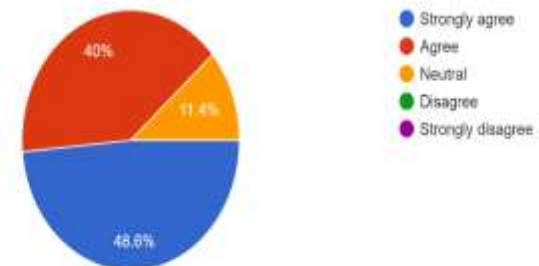
The teachers identify your strengths and encourage you with providing right level of challenges.

70 responses



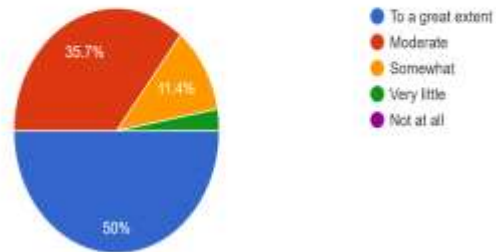
The institution makes effort to engage students in the monitoring, review and continuous quality improvement of the teaching learning process.

70 responses



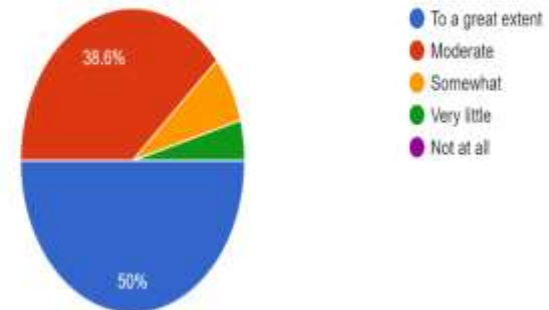
The institute/ teachers use student centric methods, such as experiential learning, participative learning and problem solving methodologies for enhancing learning experiences.

70 responses



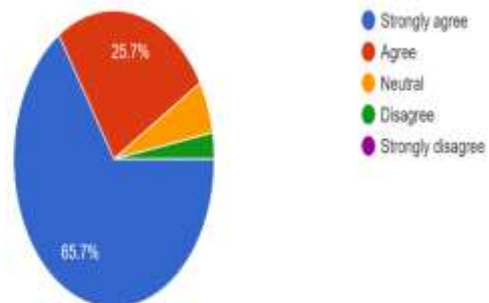
Efforts are made by the institute/ teachers to inculcate soft skills, life skills and employability skills to make you ready for the world of work.

70 responses



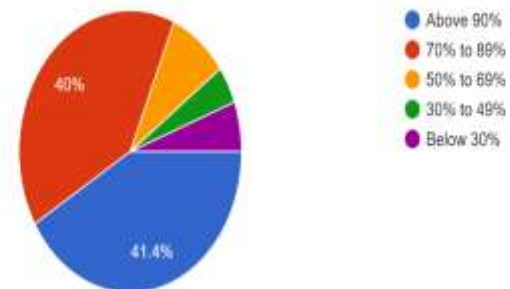
Teachers encourage you to participate in extracurricular activities.

70 responses



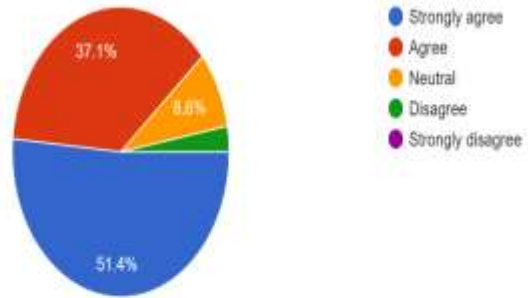
What percentage of teachers use ICT tools such as LCD projector, Multimedia, etc. while teaching.

70 responses



The overall quality of teaching-learning process in your institute is very good.

70 responses




PRINCIPAL
SHREE GOKARNANATHESHWARA
COLLEGE, GANDHINAGAR
MANGALORE

The analysis of the Student Satisfaction Survey 2023-24 reveals several key findings. The survey result reveals that the majority of students accounting for 64.3% reported that 85% to 100% syllabus was thoroughly covered in the classes, indicating a high level of satisfaction. Concerning the teachers' preparation for classes, a significant majority, with 57.1% respondents, rated it as 'Satisfactory'. This suggests that the majority of students were satisfied with the teachers' preparation efforts. In case of communication aspect, a vast majority, 50% respondents, rated the teachers' communication as 'Always effective, indicating strong communication skills among the faculty. Regarding the teacher's approach to teaching, the majority, with 37.1% respondents, described it as 'Excellent', followed by 34.3% respondents who rated it as 'Very Good'. This indicates a high level of satisfaction with the teaching approach adopted by the faculty. In terms of fairness in the internal evaluation process by the teachers, the majority, with 55.7% respondents, perceived it as 'Always fair, suggesting a high level of fairness in the evaluation process. Regarding the discussion of assignment performance, a majority of 57.1% respondents indicated that their performance was discussed every time. Concerning the institute's efforts in promoting internship, student exchange, and field visit opportunities, a significant number of 42.9% respondents opined that the institute regularly takes active interest. Regarding teaching and mentoring processes, the majority of 54.3% respondents opined institution significantly involve itself in the process of facilitating their cognitive, social, and emotional growth. In terms of opportunities for learning and growth, the majority of 45.7% respondents reported that the institution provided multiple opportunities. Concerning communication about expected competencies, course outcomes, and program outcomes, the vast majority of 47.1% respondents reported being informed by their teachers. The majority of students accounting for 44.3% indicated that their mentors consistently follow up on assigned tasks, suggesting a high level of accountability within the institution. Additionally, a significant portion of students, i.e., 54.3% reported that teachers effectively illustrate concepts through examples and applications, indicating a strong pedagogical approach. However, there is room for improvement in identifying and addressing student weaknesses, accounting for 52.9% respondents felt that teachers effectively help overcome weaknesses. Moreover, while a considerable number of students 48.6% believe that the institution engages them in monitoring and continuous quality improvement. There are opportunities for enhancement in utilizing student-centric methodologies for learning experiences accounting for 50% respondents strongly agreed or agreed with this statement. Furthermore, efforts to encourage participation in extracurricular activities and to develop soft, life, and employability skills received positive feedback from a majority of students, with 65.7% respondents expressing their consent to the great extent on this. However, the use of ICT tools in teaching appears to be an area needing attention, with 41.4% respondents indicating high usage. The overall quality of teaching-learning processes, a majority of students, i.e., 51.4% rated it as very good, suggesting overall satisfaction with the educational experience provided by the institute.



PRINCIPAL
SHREE GOKARNANATHESHWARA
COLLEGE, GANDRINAPETA
MANGALORE